

# TEKLA BASECAMP

AUG. 27 - 29

2  
0  
1  
9

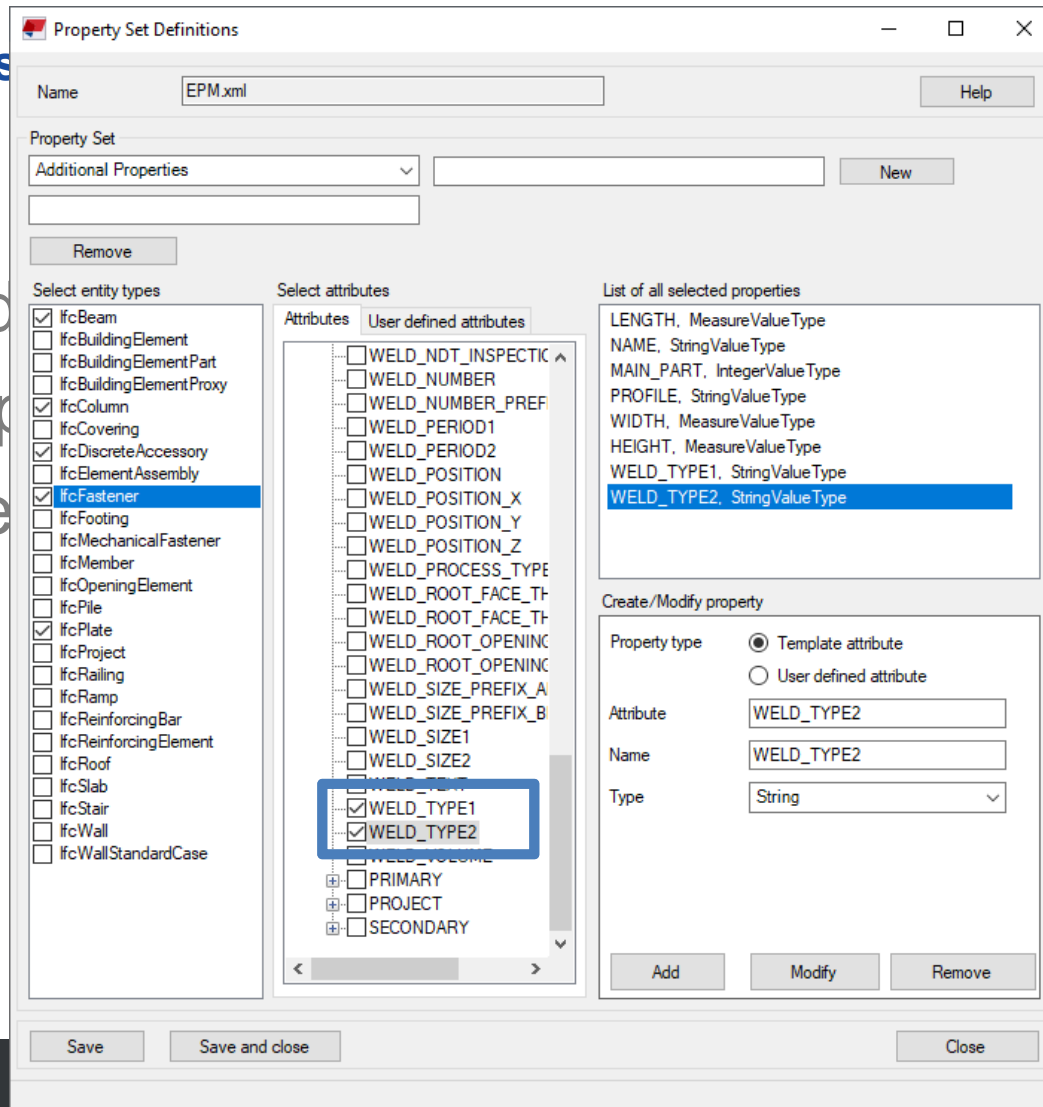
Tekla EPM 2019i New Features:  
EPM Plugin Updates, IFC Export from TS  
and Importing IFC and XML with GUIDs

Trimble Connect for Tekla PowerFab



# Tekla Structures

- “Esti\_mod
- Map IFC p
- Weld type

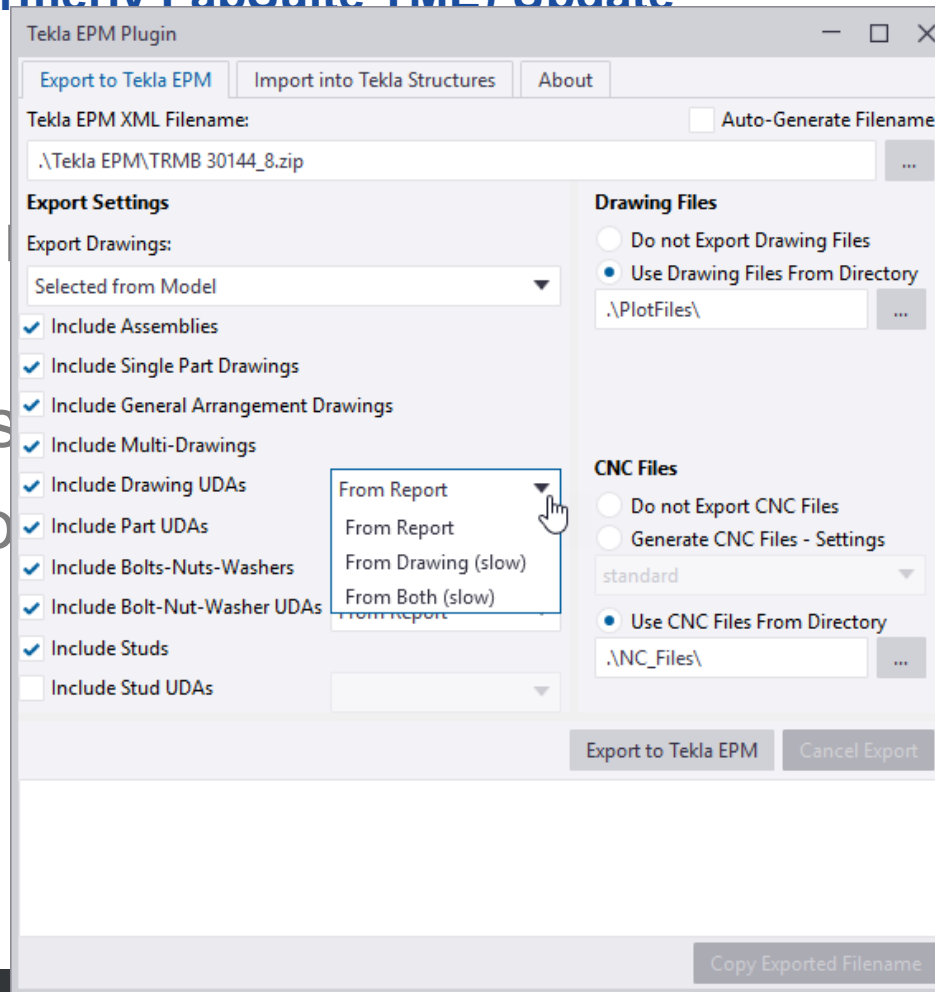


## Tekla EPM 2019i New Feature: Estimating IFC Import with GUIDs

- The old IFC import: replaced data completely, no updates
- The new IFC import: compares GUIDs (Global Unique Identifiers) to make accurate updates from changes made to the detailing model.
- Import report summarizes changes

## EPM Plugin (Formerly FabSuite TME) Update

- Updated interface
- Option to export drawings (Drawings)
- New options for drawing files



## Tekla EPM 2019i New Feature: Production Control XML Import with GUIDs

- The old XML import: updated by piecemark, no handling of mark or quantity changes
- The new XML import: compares GUIDs to make accurate updates from changes made to the detailing model.
- Import report summarizes changes

Production Control: Base Camp 2019 - Base Camp 2019

Shape: All  
Grade: All  
Dimensions: All  
Drawing: All  
Main Mark: All

Sequence: All  
Load: All

Quantity:	Total	Displayed	Selected	Selected Asm	Asm (Total)	Item (Total)
27,313	27,313	27,313	1	1	1	1
Length (Ft):	23,733.40	23,733.40	29.88	33.71	33.71	29.88
Square Feet:	1,197.42	1,197.42	0.00	0.00	0.00	0.00
Weight (lbs):	920,906.42	920,906.42	1,045.63	1,086.58	1,086.58	1,045.63
Sur. Area (SqFt):	98,858.03	98,858.03	146.39	151.18	151.18	146.39

Find Shape/Grade/Size (Sft+F5) Find Item (Ctrl+F5)

Base Camp 2019 - Base Camp 2019

Sorted by Dwg in ascending order

Dwg	Qty	Main Mk	Piece Mk	Shape	Dimension	Length	Seq	Trks	R	C	Sub-Category	Weight	Weight Ea	ross Weight	s Weight Ea	Orig Rel #	App
B461	4	B461		WA	3/4		Phase 2	Unas	F		WASHER	1#	0#	1#	0#		Approved
<b>B462</b>	<b>1</b>	<b>B462</b>		<b>W</b>	<b>18 x 40</b>	<b>29'-10 1/2</b>	<b>Phase 2</b>	<b>Unas</b>	<b>F</b>	<b>E</b>		<b>1,195#</b>	<b>1,195#</b>	<b>1,195#</b>	<b>1,195#</b>		<b>Approved</b>
B462	4	B462	a24	L	4 x 3 1/2 x 3/8	0'-11 1/2	Phase 2	Unas				35#	9#	35#	9#		Approved
B462	8	B462		HS	3/4 x 0'-2 1/2		Phase 2	Unas	F		BOLT	4#	0#	4#	0#		Approved
B462	8	B462		NU	3/4		Phase 2	Unas	F		NUT	1#	0#	1#	0#		Approved
B462	8	B462		WA	3/4		Phase 2	Unas	F		WASHER	2#	0#	2#	0#		Approved
<b>B463</b>	<b>1</b>	<b>B463</b>		<b>W</b>	<b>18 x 35</b>	<b>29'-7 7/16</b>	<b>Phase 2</b>	<b>Unas</b>	<b>F</b>	<b>E</b>		<b>1,037#</b>	<b>1,037#</b>	<b>1,037#</b>	<b>1,037#</b>		<b>Approved</b>
B463	2	B463	a24	L	4 x 3 1/2 x 3/8	0'-11 1/2	Phase 2	Unas				17#	9#	17#	9#		Approved
B463	4	B463		HS	3/4 x 0'-1 3/4		Phase 2	Unas	F		BOLT	1#	0#	1#	0#		Approved
B463	8	B463		HS	3/4 x 0'-2		Phase 2	Unas	F		BOLT	3#	0#	3#	0#		Approved
B463	12	B463		NU	3/4		Phase 2	Unas	F		NUT	1#	0#	1#	0#		Approved
B463	12	B463		WA	3/4		Phase 2	Unas	F		WASHER	2#	0#	2#	0#		Approved
<b>B464</b>	<b>1</b>	<b>B464</b>		<b>W</b>	<b>18 x 35</b>	<b>29'-10 1/2</b>	<b>Phase 2</b>	<b>Unas</b>	<b>F</b>	<b>E</b>		<b>1,046#</b>	<b>1,046#</b>	<b>1,046#</b>	<b>1,046#</b>		
B464	4	B464	a24	L	4 x 3 1/2 x 3/8	0'-11 1/2	Phase 2	Unas				35#	9#	35#	9#		
B464	8	B464		HS	3/4 x 0'-2 1/2		Phase 2	Unas	F		BOLT	4#	0#	4#	0#		
B464	8	B464		NU	3/4		Phase 2	Unas	F		NUT	1#	0#	1#	0#		
B464	8	B464		WA	3/4		Phase 2	Unas	F		WASHER	2#	0#	2#	0#		

New (F1) Edit (F4) Copy (F3) Delete (F2)

Main Mark:  Piece Mark:

Approval Status:

Drawing Number:  Quantity:

Shape:  Wideflange Beams

Dimensions:

Length:     Grade:

Finish:  Route:

Remark:

Category:  Sub-Category:

Pay Category:  Piece Tracking:

Shipping Route:  Load Tracking:

Sequences (1/1): 

Sequence	Quantity
Phase 2	1

 Linked to REQ: 0/1  
Linked to INV: 0/1  
TFS Quantity: 0/1

Piece Tracking  
 Loads: 0/1

Combining



Estimating



Inventory



Project Management



Production Control



Purchasing



Order Entry



Connected to: localhost



Current version installed: 2019iA190815

Latest release version available: 2019SP3

[Release Notes](#)

[Version Information](#) ▾

[Introducing Tekla PowerFab. Learn more!](#)

[Tekla User Assistance for Tekla EPM and Tekla EPM GO](#)

Tekla EPM 2019i - Trimble Solutions Corporation

File Maintenance About Windows Production Control

Combining Estimating Inventory Project Management Production Control Purchasing Order Entry

Connected to: localhost

Production Control: 418 - 335 TREMONT MIX

Shape: All  
Grade: All  
Dimensions: All  
Drawing: All  
Main Mark: All

Sequence: All  
Load: All

	Total	Display
Quantity:	15,803	15,803
Length (Ft):	25,732.39	25,732.39
Square Feet:	3,714.38	3,714.38
Weight (lbs):	611,966.09	611,966.09
Sur. Area (SqFt):	74,335.21	74,335.21

Find Shape/Grade/Size (Sft+F5) Find Item (Ctrl+F5)

418 - 335 TREMONT MIX

Sorted by Main Mk in ascending order

Main Mk	Qty	Piece Mk	Shape	Profile	Grade	Length	Finis	Description	Contra	Cat	Sec	Ro	el #	Lot Num	Cut List	Pay Ca
1A001	7		L	6 x 3 1/2 x 5/16	A36	20'-0			00	001	1	4	3	3	0	
1A002	28		L	3 x 3 x 1/4	A36	20'-0			00	001	1	4	3	3	0	
1A003	2		L	3 x 3 x 1/4	A36	6'-5 1/4			00	001	1	4	3	3	0	
1A004	1		L	4 x 4 x 1/4	A36	6'-5 1/4			00	001	1	4	3	3	0	
1A005	2		L	3 1/2 x 3 x 5/16	A36	14'-10 1/2			00	001	Um	4	3	3	0	
1A006	2		L	3 x 3 x 1/4	A36	6'-0			00	001	1	4	3	3	0	
1A007	1		L	4 x 4 x 1/4	A36	6'-0			00	001	1	4	3	3	0	
1A008	1		L	6 x 6 x 5/16	A36	20'-0			00	001	1	4	3	3	0	
1A009	1		L	1 1/4 x 1 1/4 x 1/4	A36	20'-0			00	001	1	4	3	3	0	
1A010	1		L	6 x 3 1/2 x 5/16	A36	29'-8 1/2			00	001	1	4	5	3	0	
1A010	2	p102	PL	1/4 x 3 1/2	A36	0'-6						1	5	5	3	0
1B001	1		C	6 x 8.2	A36	4'-1 13/16			00	001	1	3	3	3	0	
1B001	4		HS	3/4 x 0'-1 3/4	A325T			Field	00	001	1	3	3	3	0	
1B002	1		W	12 x 14	A992	13'-2			00	001	1	3	3	3	0	
1B002	1	p141	PL	3/8 x 5 1/8	A36	0'-6			00	001	1	5	3	3	0	
1B002	1	p144	PL	3/8 x 5	A36	0'-6			00	001	1	5	3	3	0	
1B002	6		HS	3/4 x 0'-1 3/4	A325T			Field	00	001	1	3	3	3	0	
1B003	1		W	8 x 10	A992	1'-9 3/16			00	001	1	3	3	3	0	
1B003	4		HS	3/4 x 0'-1 3/4	A325T			Field	00	001	1	3	3	3	0	
1B004	1		W	10 x 12	A992	13'-2 1/8			00	001	1	3	3	3	0	

New (F1) Edit (F4) Copy (F3) Delete (F2)

Sequences: 1, 2, 3, 4, 5, 6, 7

Current version installed: 2019iA190815  
Latest release version available: 2019SP3

Release Notes  
Version Information

Introducing Tekla PowerFab. Learn more!  
Tekla User Assistance for Tekla EPM and Tekla EPM GO

Trimble Connect BaseCamp2019 - 335 TREMONT MIX

Own views [Settings] [Camera]

Search [ ]





Combining

Estimating

Inventory

Project Management

Production Control

Purchasing

Order Entry

Connected to: localhost

Model Viewer Interface

Set Filters

Show parts not in Tekla

Colorize by:

Colorize

Check All

Production Control 418 - 335 TREMONT MIX

Quantity	Total	Displayed	Selected	Selected Asm	Asm (Total)	Item (Total)
15,803	15,803	15,803	7	7	7	7
Length (FT):	25,732.39	25,732.39	140.00	140.00	140.00	140.00
Square Feet:	3,714.38	3,714.38	0.00	0.00	0.00	0.00
Weight (lbs):	611,966.09	611,966.09	1,372.00	1,372.00	1,372.00	1,372.00
Sur. Area (SqFt):	74,335.21	74,335.21	221.67	221.67	221.67	221.67

Find Shape/Grade/Size (Shift+F5) Find Item (Ctrl+F5)

**418 - 335 TREMONT MIX**

Sorted by Main Mtk in ascending order

Main Mtk	Qty	Piece Mtk	Shape	Profile	Grade	Length	Finis Description	Contra	Cat	Sec	Ro	el #	Lot Num	Cut List	Pay Category
1A001	7		L	6 x 3 1/2 x 5/16	A36	20'-0"		00	00	1	4	3	3	0	
1A002	28		L	3 x 3 x 1/4	A36	20'-0"		00	00	1	4	3	3	0	
1A003	2		L	3 x 3 x 1/4	A36	6'-5 1/4"		00	00	1	4	3	3	0	
1A004	1		L	4 x 4 x 1/4	A36	6'-5 1/4"		00	00	1	4	3	3	0	
1A005	2		L	3 1/2 x 3 x 5/16	A36	14'-10 1/2"		00	00	Un	4	3	3	0	
1A006	2		L	3 x 3 x 1/4	A36	6'-0"		00	00	1	4	3	3	0	
1A007	1		L	4 x 4 x 1/4	A36	6'-0"		00	00	1	4	3	3	0	
1A008	1		L	6 x 6 x 5/16	A36	20'-0"		00	00	1	4	3	3	0	
1A009	1		L	1 1/4 x 1 1/4 x 1/4	A36	20'-0"		00	00	1	4	3	3	0	
1A010	1		L	6 x 3 1/2 x 5/16	A36	29'-8 1/2"		00	00	1	4	5	3	0	
1A010	2	p102	PL	1/4 x 3 1/2	A36	0'-6"				1	5	5	3	0	
1B001	1		C	6 x 8.2	A36	4'-1 13/16"		00	00	1	3	3	3	0	
1B001	4		HS	3/4 x 0'-1 3/4	A325T		Field	00	00	1	3	3	3	0	
1B002	1		W	12 x 14	A992	13'-2"		00	00	1	3	3	3	0	
1B002	1	p141	PL	3/8 x 5 1/8	A36	0'-6"		00	00	1	5	3	3	0	
1B002	1	p144	PL	3/8 x 5	A36	0'-6"		00	00	1	5	3	3	0	
1B002	6		HS	3/4 x 0'-1 3/4	A325T		Field	00	00	1	3	3	3	0	
1B003	1		W	8 x 10	A992	1'-9 3/16"		00	00	1	3	3	3	0	
1B003	4		HS	3/4 x 0'-1 3/4	A325T		Field	00	00	1	3	3	3	0	
1B004	1		W	10 x 12	A992	13'-2 1/8"		00	00	1	3	3	3	0	

Main Mark: 1A001 Piece Mark: 1A001

Drawing Number: 1A001 Quantity: 7

Shape: L Angle

Profile: L 6 x 3 1/2 x 5/16

Length: 20' 0" 0" /16 Grade: A36

Finish: Route: 4

Description:

Contract/CO: 00 Category: 001

Shipping Route:

Approval Status: FAB Release for Fabrication

Load Tracking: Piece Tracking:

Sequences (7/7):

Sequence	Quantity	Linked to REQ:	Linked to INV:	TFS Quantity:
1-3	7	0/7	0/7	0/7

Production Status

Current version installed: 2019iA190815  
 Latest release version available: 2019SP3

[Release Notes](#)

[Version Information](#)

[Introducing Tekla PowerFab. Learn more!](#)

[Tekla User Assistance for Tekla EPM and Tekla EPM GO](#)

Tekla EPM 2019 - Trimble Solutions Corporation

File Maintenance About Windows

Combining Estimating Inventory Project Management Production Control Purchasing Order Entry

Model Viewer Interface

Set Filters Status Share

Show parts not in Tekla EPM:

Colonize by: [Dropdown]

Colorize Reset View Parts not in Model

Check All Check None

Connected to: localhost  
Last ProNest Inventory Sync: 6/24/2019 4:36:09 PM

Find Shape/Grade/Size (SR+F5) Find Item (Ctrl+F5)

DM 1 - Demo Model 1

Id	Shape	Dimension	Length	Seq	Trks	R	C	Sub-Category	App	Dwg Descriptor
L	4 x 4 x 1/4		3'-4 1/2		Pha	Unas	F			** NO ASSOCIAT
HS	3/4 x 0'-1 3/4				Pha	Unas	B			** NO ASSOCIAT
NU	3/4				Pha	Unas	N			** NO ASSOCIAT
WA	3/4				Pha	Unas	V			** NO ASSOCIAT
L	6 x 6 x 3/8		1'-5 1/2		Pha	Unas	F			** NO ASSOCIAT
L	3 x 3 x 1/4		5'-0 7/16		Pha	Unas	F			** NO ASSOCIAT
L	3 x 3 x 3/16		17'-1 15/16		Pha	Unas	F			** NO ASSOCIAT
L	6 x 6 x 3/8		3'-6 7/8		Pha	Unas	F			** NO ASSOCIAT
L	6 x 6 x 5/16		14'-10 7/16		Pha	Unas	F			** NO ASSOCIAT
A6	3 A6	MB	3/4 x 0'-2		Pha	Unas	B			** NO ASSOCIAT
A6	3 A6	NU	3/4		Pha	Unas	N			** NO ASSOCIAT
A6	3 A6	WA	3/4		Pha	Unas	V			** NO ASSOCIAT
A7	2 A7	L	3 x 3 x 1/4		5'-3	Pha	Unas	F		** NO ASSOCIAT
A8	6 A8	L	4 x 4 x 1/4		3'-4 1/2	Pha	Unas	F		** NO ASSOCIAT
A8	18 A8	HS	3/4 x 0'-1 3/4			Pha	Unas	B		** NO ASSOCIAT
A8	18 A8	NU	3/4			Pha	Unas	N		** NO ASSOCIAT
A8	18 A8	WA	3/4			Pha	Unas	V		** NO ASSOCIAT
A9	1 A9	L	6 x 6 x 3/8		6'-4 7/8	Pha	Unas	F		** NO ASSOCIAT
B1	1 B1	W	16 x 26		31'-10 3/4	Pha	Unas	E		BEAM
B1	4 B1	L	3 x 3 x 5/16		0'-8 1/2	Pha	Unas			BEAM

New (F1) Edit (F4) Copy (F3)

Sequences: Phase 1, Phase 2, Phase 3, Phase 4, Phase 5, Phase 6

Loads

Trimble Connect (2) DM 1

Own views [Dropdown] [Icons]

Search [Input] [X]

Current version installed: 2019SP3  
Latest release version available: 2019SP3

[Release Notes](#)

[Version Information](#)

[Introducing Tekla PowerFab. Learn more!](#)

[Tekla User Assistance for Tekla EPM and Tekla EPM GO](#)

Tekla EPM 2019i - Trimble Solutions Corporation

File Maintenance About Windows

Combining Estimating Inventory Project Management Production Control Purchasing Order Entry

Connected to: localhost

Model Viewer Interface

Set Filters Status Share

Show parts not in Tekla EPM:

Colorize by: Category

Colorize Reset View Parts not in Model

Check All Check None

Qty	Piece Mk	Shape	Profile	Grade	Length	Finis D
7	L	6 x 3 1/2 x 5/16	A36	20'-0		
28	L	3 x 3 x 1/4	A36	20'-0		
2	L	3 x 3 x 1/4	A36	6'-5 1/4		
1	L	4 x 4 x 1/4	A36	6'-5 1/4		
2	L	3 1/2 x 3 x 5/16	A36	14'-10 1/2		
2	L	3 x 3 x 1/4	A36	6'-0		
1	L	4 x 4 x 1/4	A36	6'-0		
1	L	6 x 6 x 5/16	A36	20'-0		
1	L	1 1/4 x 1 1/4 x 1/4	A36	20'-0		
1	L	6 x 3 1/2 x 5/16	A36	29'-8 1/2		
1A010	2	p102	PL	1/4 x 3 1/2	A36	0'-6
1B001	1	C	6 x 8.2	A36	4'-1 13/16	Fi
1B001	4	HS	3/4 x 0'-1 3/4	A325T		Fi
1B002	1	W	12 x 14	A992	13'-2	
1B002	1	p141	PL	3/8 x 5 1/8	A36	0'-6
1B002	1	p144	PL	3/8 x 5	A36	0'-6
1B002	6	HS	3/4 x 0'-1 3/4	A325T		Fi
1B003	1	W	8 x 10	A992	1'-9 3/16	
1B003	4	HS	3/4 x 0'-1 3/4	A325T		Fi
1B004	1	W	10 x 12	A992	13'-2 1/8	

Sequences

- 1
- 2
- 3
- 4
- 5
- 6
- 7

New (F1) Edit (F4)

Current version installed: 2019iA190815

Latest release version available: 2019SP3

[Release Notes](#)

[Version Information](#)

[Introducing Tekla PowerFab. Learn more!](#)


[Tekla User Assistance for Tekla EPM and Tekla EPM GO](#)

Trimble Connect (1)

BaseCamp2019 - 335 TREMONT MIX

Own views

Search



MODELS

Model selection

- 429 - 251 DOCKS CORNER
- 429 - 251 DOCKS CORNER - standard - st...



### 381 Medline Maryland

Created on Friday, August 17, 2018 2:47 PM  
Created by rhorton@mccombs-steel.com  
Last modified Monday, August 26, 2019 11:27 AM

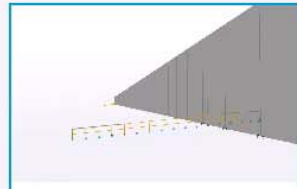
View online Team Activity

### Explorer

View

- 381 - Medline - Maryland - IFC Model.ifc
- 381 - Ramps oNLY 1-11-19.ifc
- M\_Rel#080 - straight ramp only.ifc

### Views



3D View

### ToDos

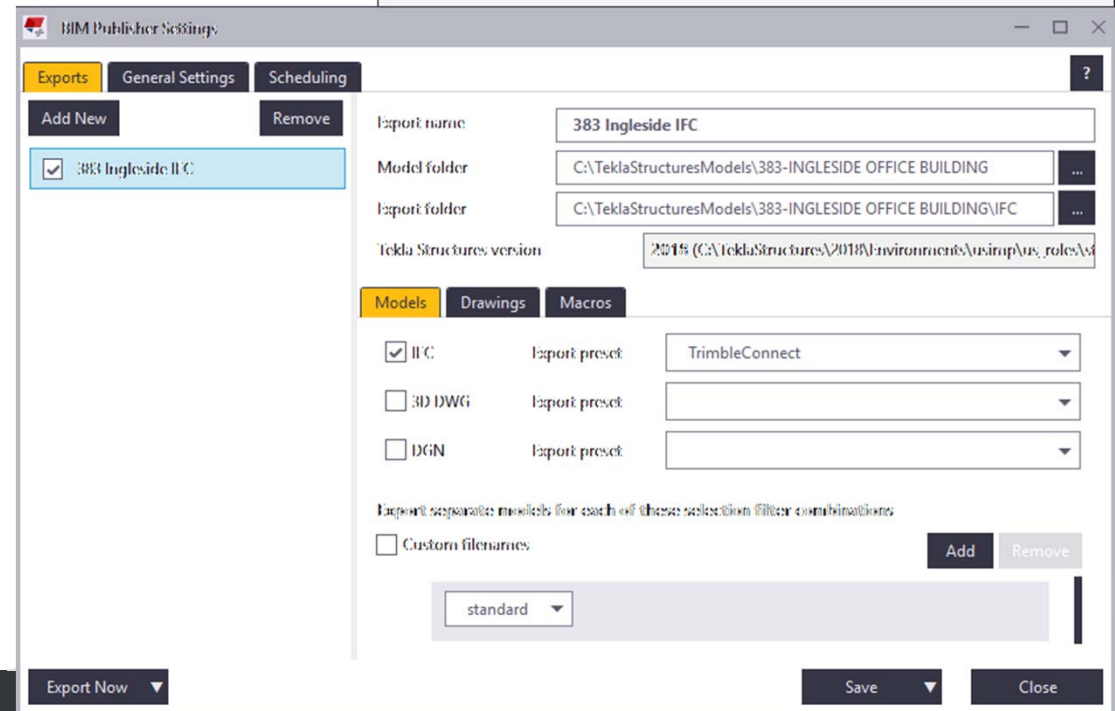
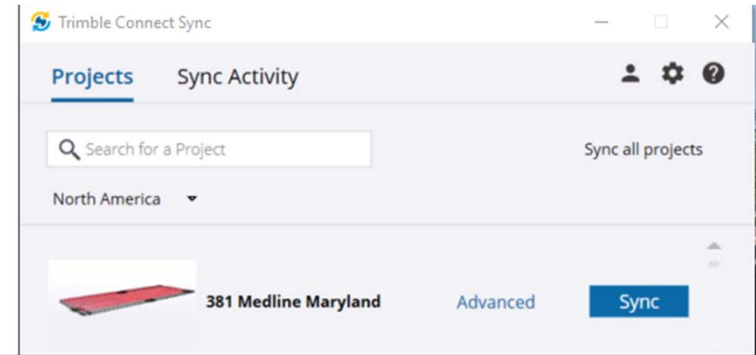
Show

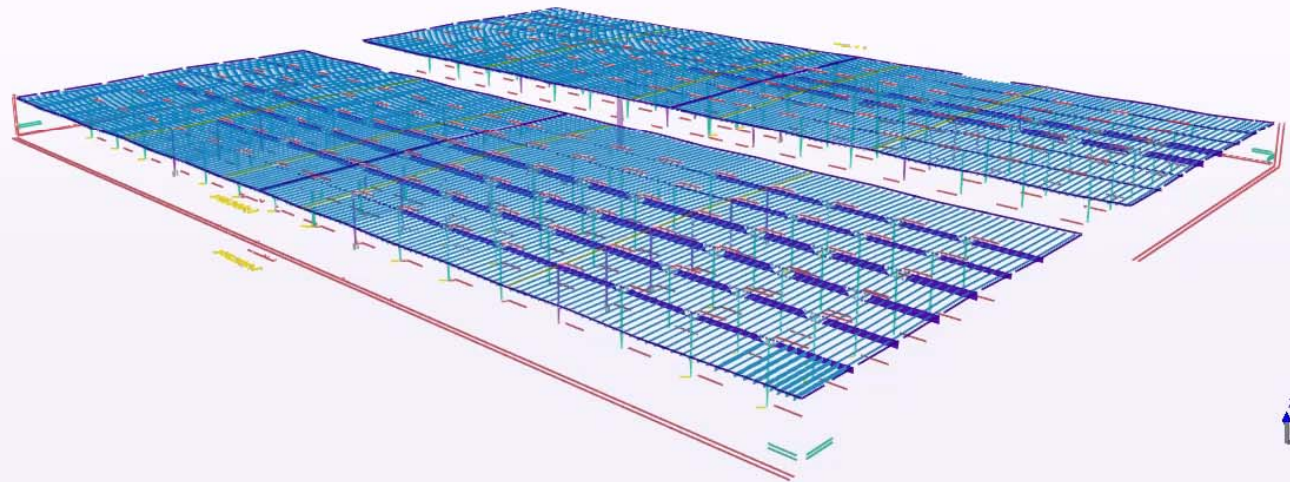
Group by:

Author	Assignee	Due date	Status	Prior...
--------	----------	----------	--------	----------

## More ways to bring the IFC into Connect

- BIM Publisher Settings (export the IFC)
- Trimble Connect Sync (upload the IFC)





Own views

Search

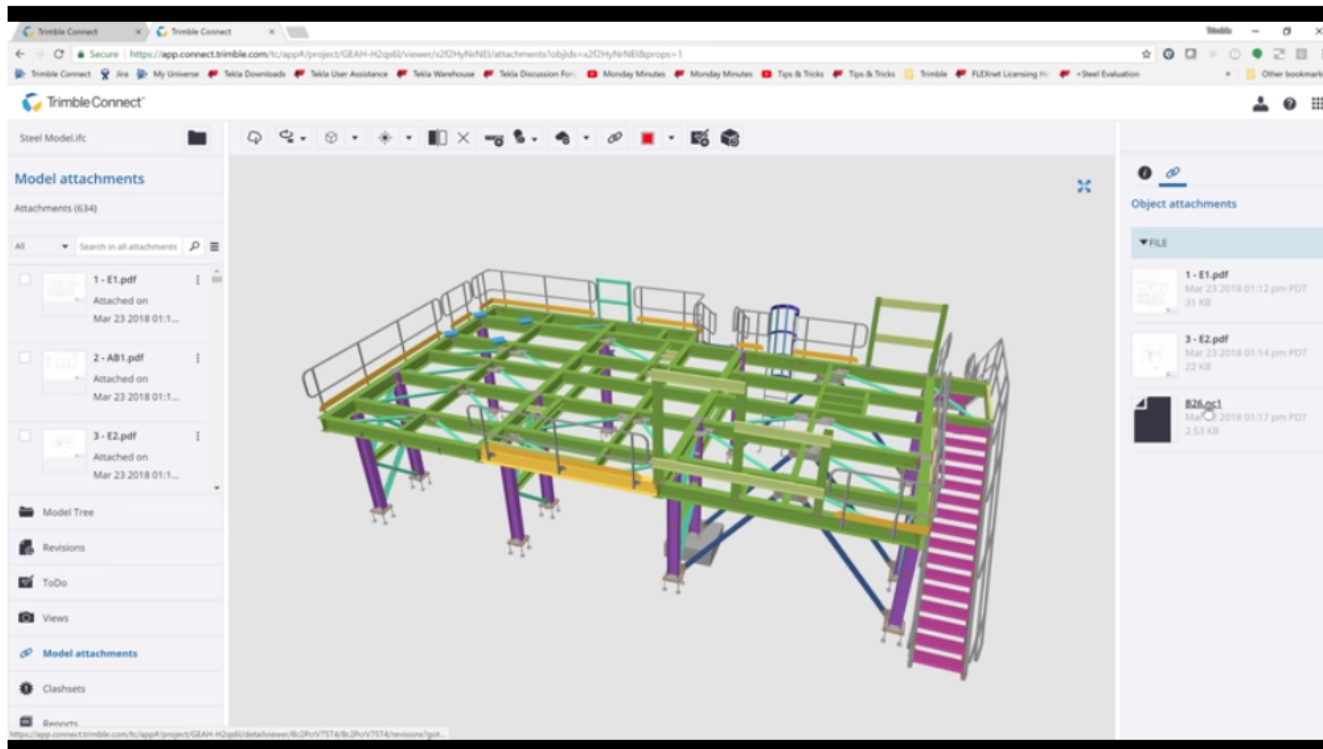
**OBJECTS**

Show: All objects | Colorize groups | Reset colors

Group by: Object names

Object names	Author na...
ANCHOR... (992)	-
ANGLE (332)	-
BEAM (74)	-
COLUMN (204)	-
DIMENSIO... (532)	-
DIMENSIO... (288)	-
FRAME (8)	-
GROUT (204)	-
HSS BEAM (32)	-
JOIST (2090)	-
JOIST GIRD... (204)	-
LEADER_LI... (216)	-
LEVELING... (352)	-
LEVELING... (160)	-
MARKTE... (17248)	-
Mechanic... (3186)	-
MOMENT B... (22)	-
NUT (1984)	-
PLATE (1556)	-
PLATE W... (1344)	-
PRECAST P... (16)	-
ROTATION C... (1)	-
TEMPLATE (6)	-
TEXTRECT... (408)	-

## Looking into the future: Linking Documents to Trimble Connect



Linking Documents To Trimble Connect



New project



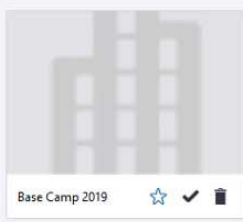
McCombs Detailing



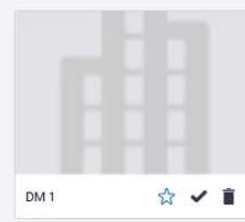
429 - 251 DOCKS COR...




418 - 335 Tremont Mix



Base Camp 2019



DM 1



BaseCamp2019 - 335...



PROJ-NUM



1234 - 1234



IFC Test 1 - IFC Test 1



IFC Test 1 - IFC Test 1



Dan Rolled - Dan Roll...



Estimating medium...



Dan1 - Dan1



Ace Iron AdvSt IFC ...



TRMB 30144



Tekla EPM 3



Advance Steel mode...



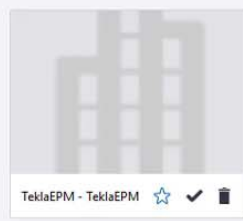
Carwash Canopy - Ca...



Carwash Canopy10.ifc



TeklaEPM - TeklaEPM



TeklaEPM - TeklaEPM



PROJ-NUM1

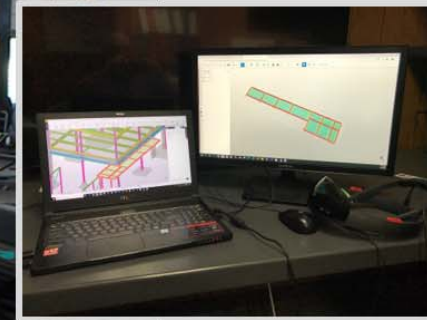



out1.ifc



DM1xxx - DM1xxx

## Looking into the future: HoloLens



TEKLA  
BASECAMP

## Trimble Connect for Tekla PowerFab

- Questions

